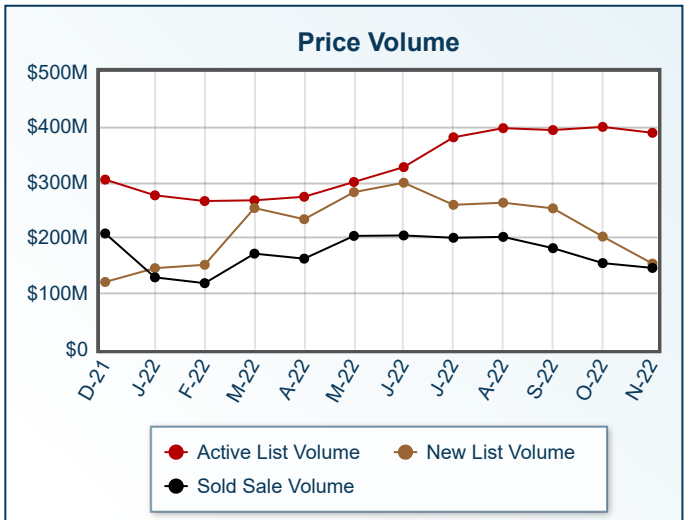
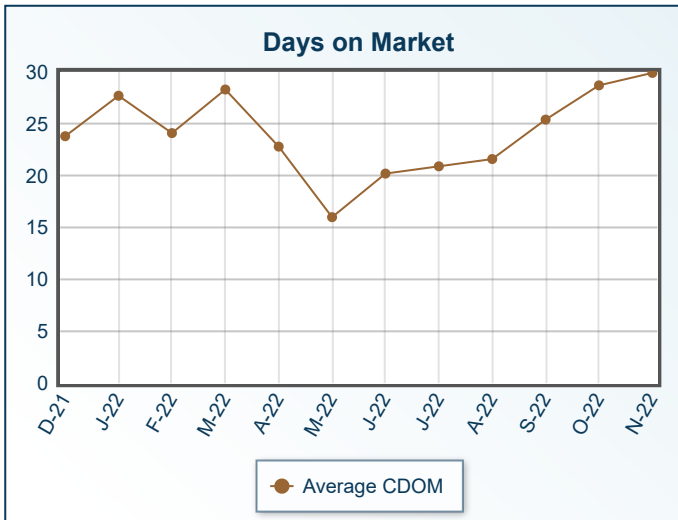
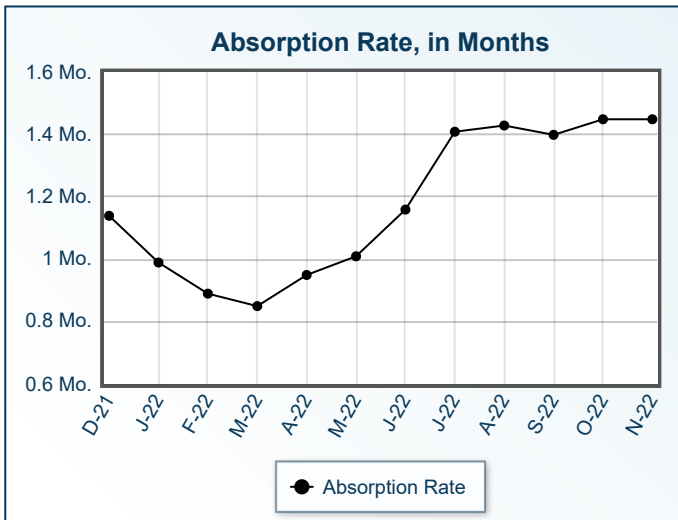
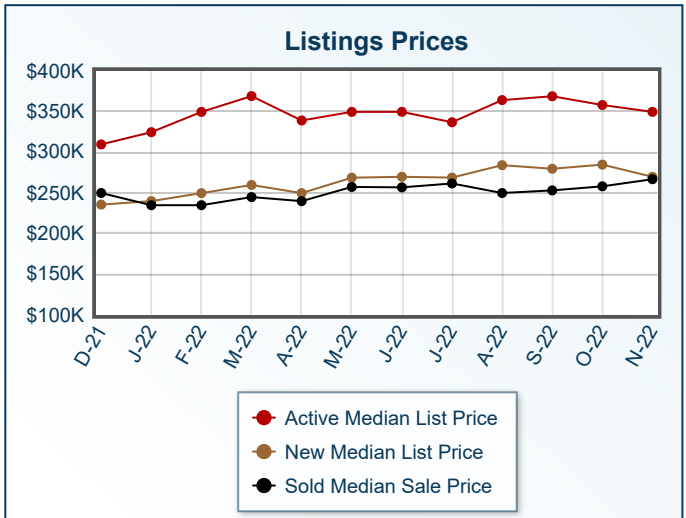
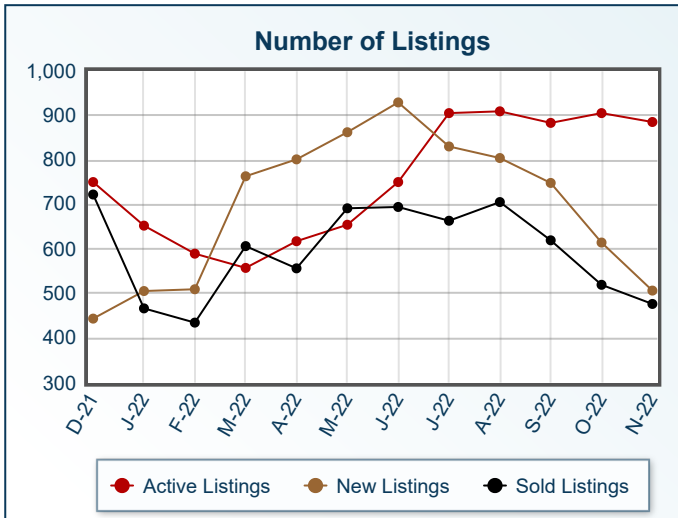


# Market Summary

Residential, November 2022



<b>Summary Statistics</b>						
	<b>Nov-22</b>	<b>Nov-21</b>	<b>% Chg</b>	<b>2022 YTD</b>	<b>2021 YTD</b>	<b>% Chg</b>
Absorption Rate	1.45	1.31	10.69	1.18	1.12	5.36
Average List Price	\$440,378	\$409,806	7.46	\$326,240	\$293,831	11.03
Median List Price	\$350,000	\$316,576	10.56	\$269,000	\$239,900	12.13
Average Sale Price	\$307,404	\$283,133	8.57	\$292,220	\$261,893	11.58
Median Sale Price	\$267,000	\$245,524	8.75	\$250,000	\$230,000	8.70
Average CDOM	29	23	26.09	23	22	4.55
Median CDOM	6	6	0.00	4	3	33.33

	<b>Sold Listings</b>						<b>Pending Listings</b>						
	<b>This Month</b>			<b>Year to Date</b>			<b>This Month</b>			<b>Year to Date</b>			
	<b>2022</b>	<b>2021</b>	<b>% Chg</b>	<b>2022</b>	<b>2021</b>	<b>% Chg</b>	<b>2022</b>	<b>2021</b>	<b>% Chg</b>	<b>2022</b>	<b>2021</b>	<b>% Chg</b>	
0-29,999	2	0	N/A	23	22	4.5	0-29,999	2	1	100.0	17	22	-22.7
30,000-39,999	2	2	0.0	29	24	20.8	30,000-39,999	2	0	N/A	27	19	42.1
40,000-49,999	1	5	-80.0	27	42	-35.7	40,000-49,999	3	3	0.0	29	38	-23.7
50,000-59,999	4	4	0.0	42	49	-14.3	50,000-59,999	6	2	200.0	37	44	-15.9
60,000-69,999	3	4	-25.0	54	55	-1.8	60,000-69,999	3	2	50.0	47	51	-7.8
70,000-79,999	4	3	33.3	45	59	-23.7	70,000-79,999	7	6	16.7	66	53	24.5
80,000-89,999	4	3	33.3	50	85	-41.2	80,000-89,999	5	0	N/A	57	75	-24.0
90,000-99,999	9	6	50.0	61	111	-45.0	90,000-99,999	5	6	-16.7	56	115	-51.3
100,000-119,999	10	18	-44.4	136	282	-51.8	100,000-119,999	9	16	-43.7	153	263	-41.8
120,000-139,999	9	33	-72.7	277	359	-22.8	120,000-139,999	20	32	-37.5	291	399	-27.1
140,000-159,999	21	46	-54.3	355	534	-33.5	140,000-159,999	17	32	-46.9	356	543	-34.4
160,000-179,999	26	39	-33.3	407	577	-29.5	160,000-179,999	31	38	-18.4	453	635	-28.7
180,000-199,999	34	45	-24.4	445	594	-25.1	180,000-199,999	39	48	-18.7	536	620	-13.5
200,000-249,999	86	117	-26.5	1205	1244	-3.1	200,000-249,999	57	102	-44.1	1087	1219	-10.8
250,000-299,999	72	118	-39.0	912	1121	-18.6	250,000-299,999	47	78	-39.7	954	1132	-15.7
300,000-399,999	92	98	-6.1	1193	1104	8.1	300,000-399,999	76	103	-26.2	1205	1145	5.2
400,000-499,999	47	49	-4.1	543	491	10.6	400,000-499,999	36	39	-7.7	533	512	4.1
500,000+	51	56	-8.9	636	465	36.8	500,000+	32	56	-42.9	642	533	20.5
<b>Totals</b>	<b>477</b>	<b>646</b>	<b>-26.2</b>	<b>6440</b>	<b>7218</b>	<b>-10.8</b>	<b>Totals</b>	<b>397</b>	<b>564</b>	<b>-29.6</b>	<b>6546</b>	<b>7418</b>	<b>-11.8</b>

	<b>Active Listings</b>						<b>New Listings</b>						
	<b>This Month</b>			<b>Year to Date</b>			<b>This Month</b>			<b>Year to Date</b>			
	<b>2022</b>	<b>2021</b>	<b>% Chg</b>	<b>2022</b>	<b>2021</b>	<b>% Chg</b>	<b>2022</b>	<b>2021</b>	<b>% Chg</b>	<b>2022</b>	<b>2021</b>	<b>% Chg</b>	
0-29,999	3	1	200.0	26	28	-7.1	0-29,999	4	2	100.0	22	24	-8.3
30,000-39,999	2	4	-50.0	34	28	21.4	30,000-39,999	2	0	N/A	28	23	21.7
40,000-49,999	4	4	0.0	35	45	-22.2	40,000-49,999	3	3	0.0	35	41	-14.6
50,000-59,999	3	6	-50.0	51	61	-16.4	50,000-59,999	2	4	-50.0	44	57	-22.8
60,000-69,999	2	6	-66.7	58	68	-14.7	60,000-69,999	6	6	0.0	53	57	-7.0
70,000-79,999	10	10	0.0	87	80	8.8	70,000-79,999	8	11	-27.3	77	71	8.5
80,000-89,999	2	10	-80.0	76	100	-24.0	80,000-89,999	4	2	100.0	65	89	-27.0
90,000-99,999	7	13	-46.2	73	145	-49.7	90,000-99,999	5	5	0.0	67	129	-48.1
100,000-119,999	8	22	-63.6	195	329	-40.7	100,000-119,999	9	24	-62.5	170	296	-42.6
120,000-139,999	19	31	-38.7	333	500	-33.4	120,000-139,999	21	35	-40.0	309	455	-32.1
140,000-159,999	23	54	-57.4	418	688	-39.2	140,000-159,999	24	47	-48.9	384	642	-40.2
160,000-179,999	32	27	18.5	536	740	-27.6	160,000-179,999	33	37	-10.8	507	690	-26.5
180,000-199,999	42	56	-25.0	652	737	-11.5	180,000-199,999	39	47	-17.0	617	692	-10.8
200,000-249,999	68	92	-26.1	1271	1453	-12.5	200,000-249,999	72	112	-35.7	1212	1373	-11.7
250,000-299,999	118	87	35.6	1191	1360	-12.4	250,000-299,999	80	73	9.6	1137	1255	-9.4
300,000-399,999	194	130	49.2	1576	1423	10.8	300,000-399,999	93	100	-7.0	1473	1337	10.2
400,000-499,999	111	96	15.6	773	716	8.0	400,000-499,999	48	47	2.1	693	645	7.4
500,000+	238	216	10.2	1160	986	17.6	500,000+	54	60	-10.0	989	873	13.3
<b>Totals</b>	<b>886</b>	<b>865</b>	<b>2.4</b>	<b>8545</b>	<b>9487</b>	<b>-9.9</b>	<b>Totals</b>	<b>507</b>	<b>615</b>	<b>-17.6</b>	<b>7882</b>	<b>8749</b>	<b>-9.9</b>